

**KMM GOVT. WOMEN'S COLLEGE, KANNUR**

**FEED BACK ANALYSIS**

**YEAR 2022-23**

## **FEEDBACK ANALYSIS**

Feedback can be incorporated to enhance teaching and learning techniques since it has an immediate impact on the process of acquiring knowledge and has a direct impact on both teaching and learning. The quality of an institution is directly related with the effective feedback obtained by its stake holders. Krishna Menon Memorial Govt. Women's college has an effective system for collecting and analysing the feedback from students, parents, teachers, alumni etc. The college takes feedbacks regularly with the view of improving the academic standard of students and teachers. Based on the feedback reports, the college takes adequate measures to the benefit of the teachers and students.

## **FEEDBACK FROM STUDENTS**

The questionnaire used to collect from students has following questions. Students' opinion on various questions are measured in a four-point scale (Disagree, Neither agree nor disagree, Agree and Strongly agree). The questionnaire was distributed to all the students and 828 students participated in the survey.

QUESTION NUMBER	QUESTION
1	Teachers are very regular and punctual in taking the classes and complete syllabus in time.
2	Teacher's level of knowledge in the subject is good.
3	Teachers possess a very good level of communication.
4	The overall performance of teachers is good.
5	Teaching and non-teaching staff of the college maintain a very rapport with the students.
6	Internal evaluation process of the College is fair and transparent.
7	Adequate lab facilities are available in the College.
8	The college has sufficient physical infrastructure in the form of class rooms, rest room, toilets, etc.
9	Library of the college has sufficient books, journals and E-resources.
10	Other facilities of the College including Physical Fitness Centre, Canteen, Store, etc. are adequate.
11	Grievance Redressal Mechanism of the college is effective.
12	Overall level of satisfaction with the College is good.

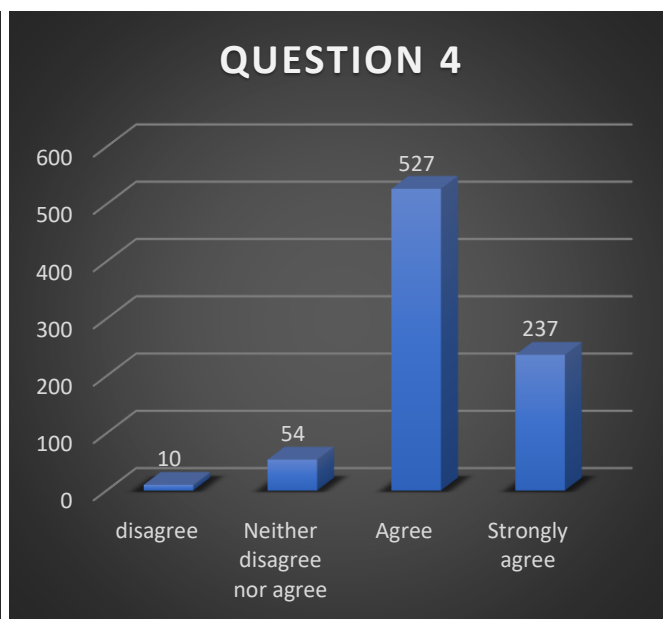
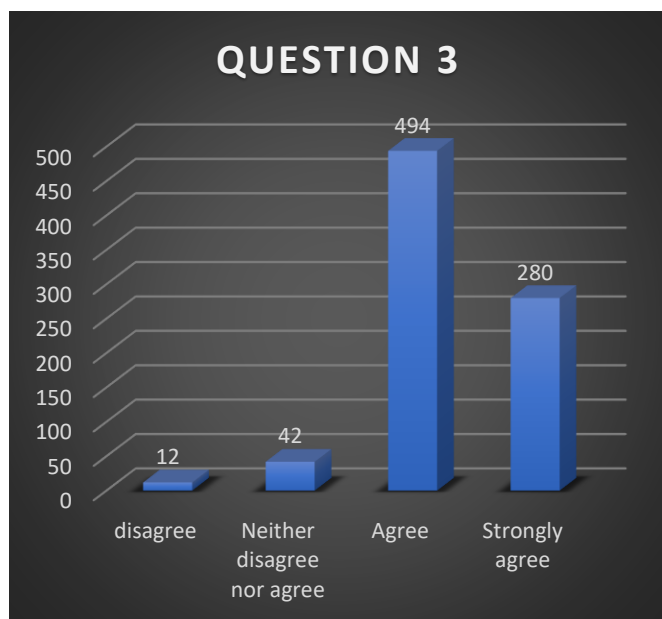
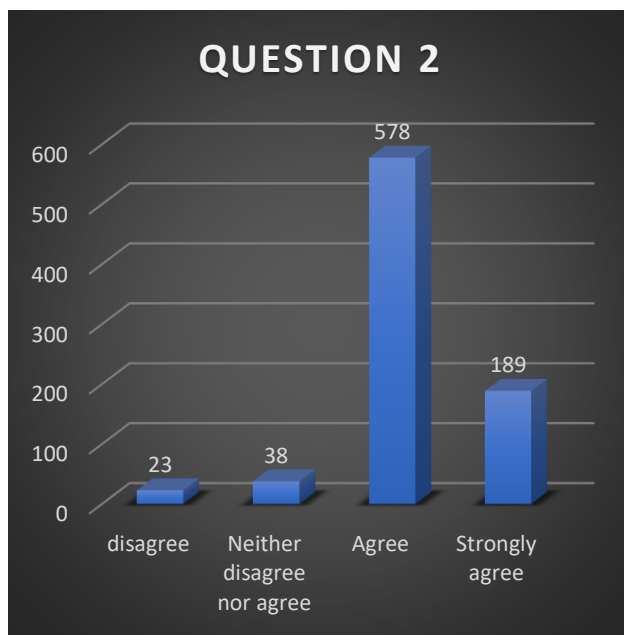
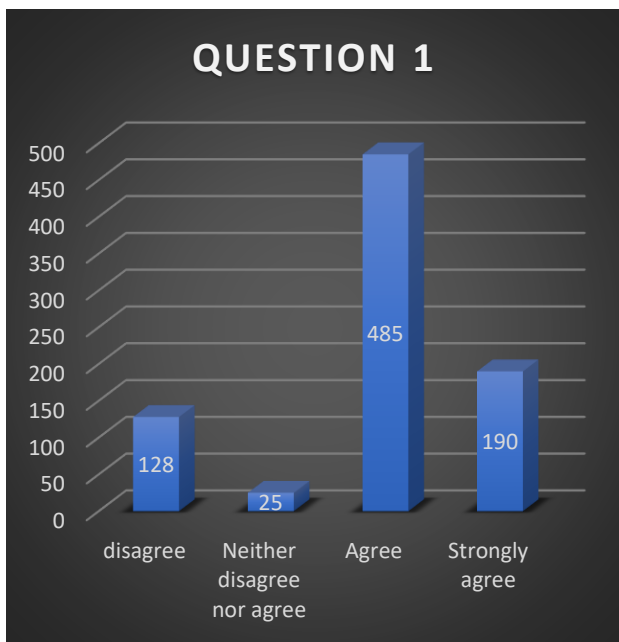
The data collected has been analysed and the results are given below.

Q.No	disagree	Neither disagree nor agree	Agree	Strongly agree
1	128	25	485	190
2	23	38	578	189
3	12	42	494	280
4	10	54	527	237
5	8	24	585	211
6	3	18	604	203
7	68	48	614	98
8	32	18	624	154
9	42	36	538	212
10	23	59	569	177
11	12	85	508	223
12	3	24	618	183

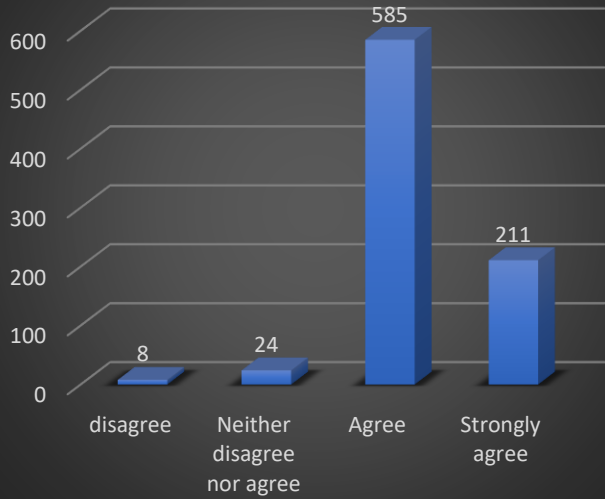
### **Findings :**

- 81.52 % agree/strongly agree that teachers are punctual, regular and completes the syllabus in time.
- 92.63% of students are agree that the level of knowledge of the teachers are good.
- 93.48% of students are agree that teachers possess a good communication with students.
- 92.27% of students agree that the overall performance of the teachers is good.
- 96.14% of students agree that teachers and other staff of the college maintain a vey good rapport with students.
- 97.46% of students agree that the internal evaluation is fair and transparent.
- 85.99% of students agree that the lab facilities in the college are adequate.
- 93.96% of students agree that college has sufficient physical infrastructure in the form of class rooms, rest room, toilets, etc.

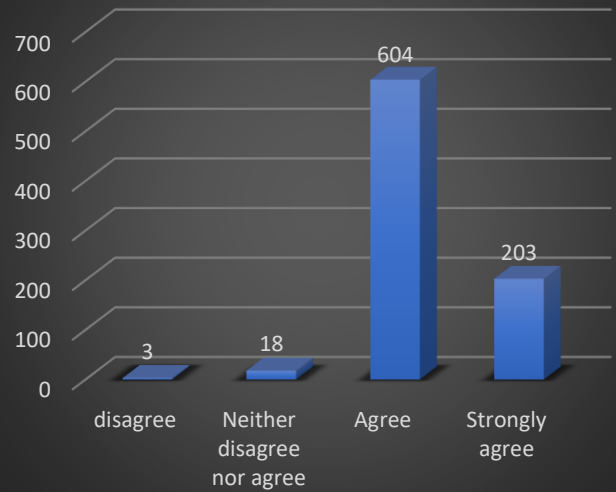
- 90.58% of students agree that the library has sufficient books, journals, etc.
- 90.10% of students agree that other facilities like Physical Fitness Centre, Canteen, Store, etc. are adequate.
- 88.29% of students agree that Grievance Redressal Mechanism of the college is effective.
- 96.74% of students agree that the overall satisfaction is good.



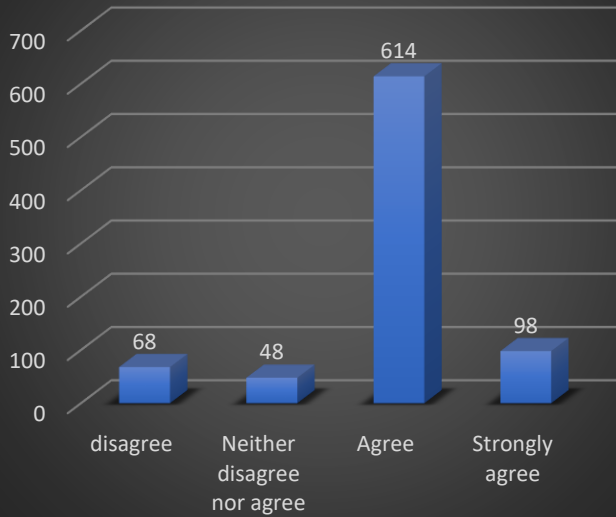
### QUESTION 5



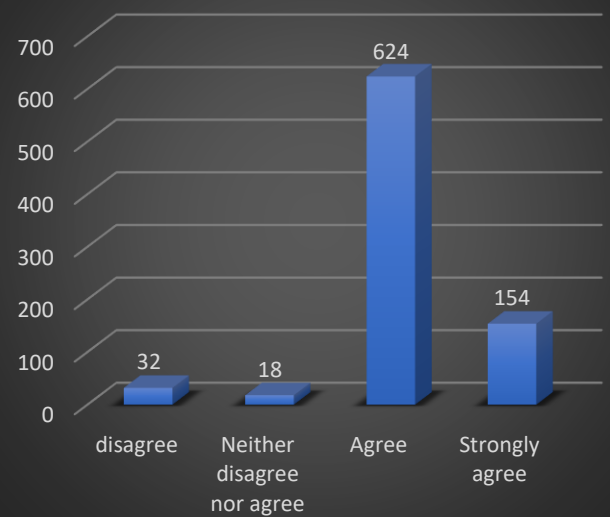
### QUESTION 6



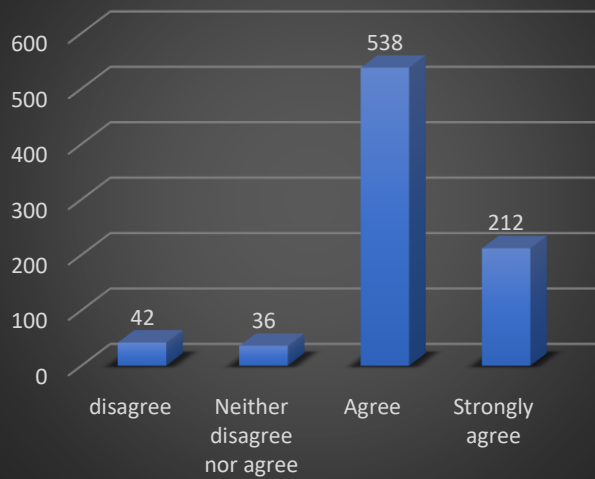
### QUESTION 7



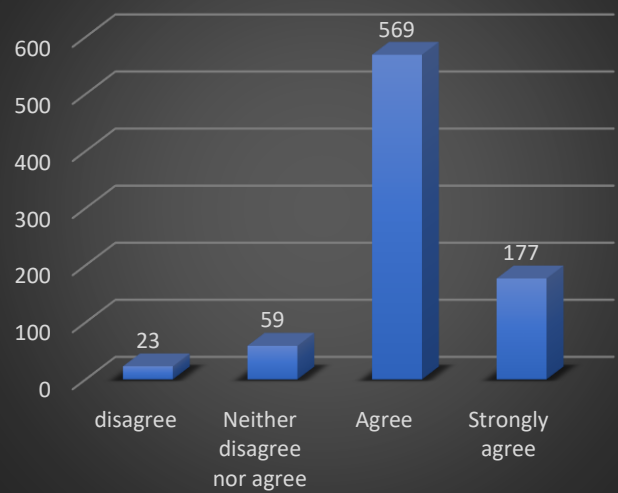
### QUESTION 8



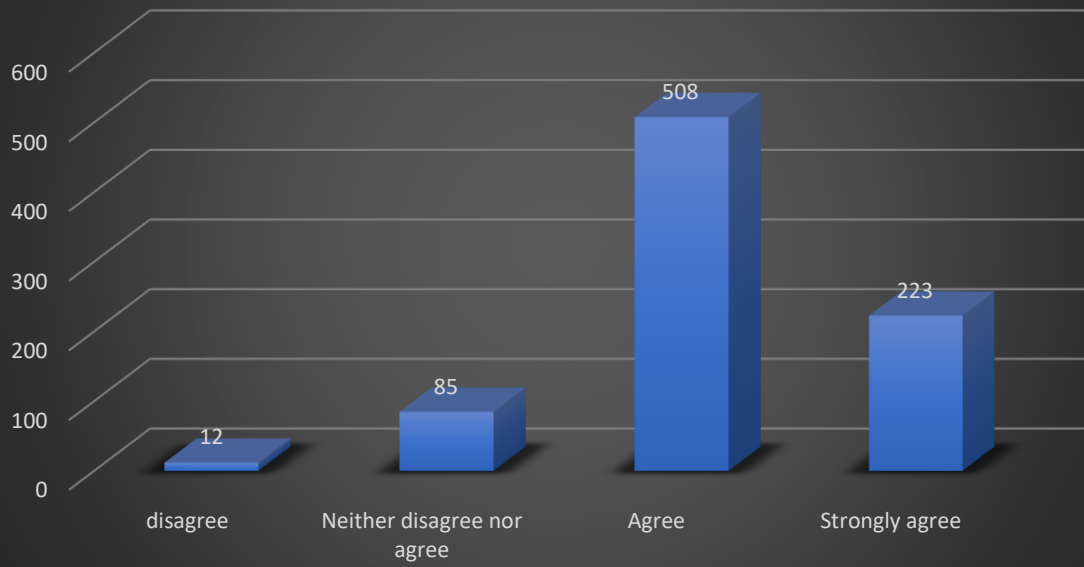
### QUESTION 9



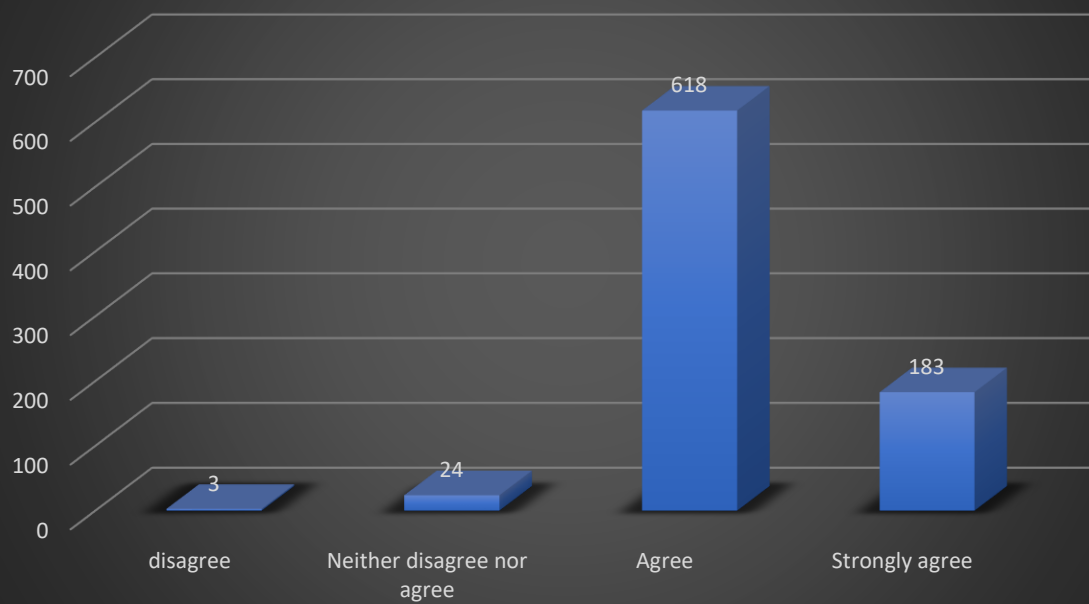
### QUESTION 10



## QUESTION 11



## QUESTION 12



## FEED BACK FROM PARENTS

The college has a very good rapport with parents. Every department regularly conducted class PTA. The following are the questions used to enquire their responses.

QUESTION NUMBER	QUESTION
1	The class PTA functions very well in the college
2	All the events conducted in the college are communicated to the parents in advance.
3	The college provided all the psychological support for reducing mental strain and stress of the students.
4	Grievance Redressal Mechanism of the college is effective.
5	Overall level of satisfaction with the College is good.

Parents' opinion on various questions are measured in a four point scale ( Disagree, Neither agree nor disagree, Agree and Strongly agree). 462 parents are participated in the survey.

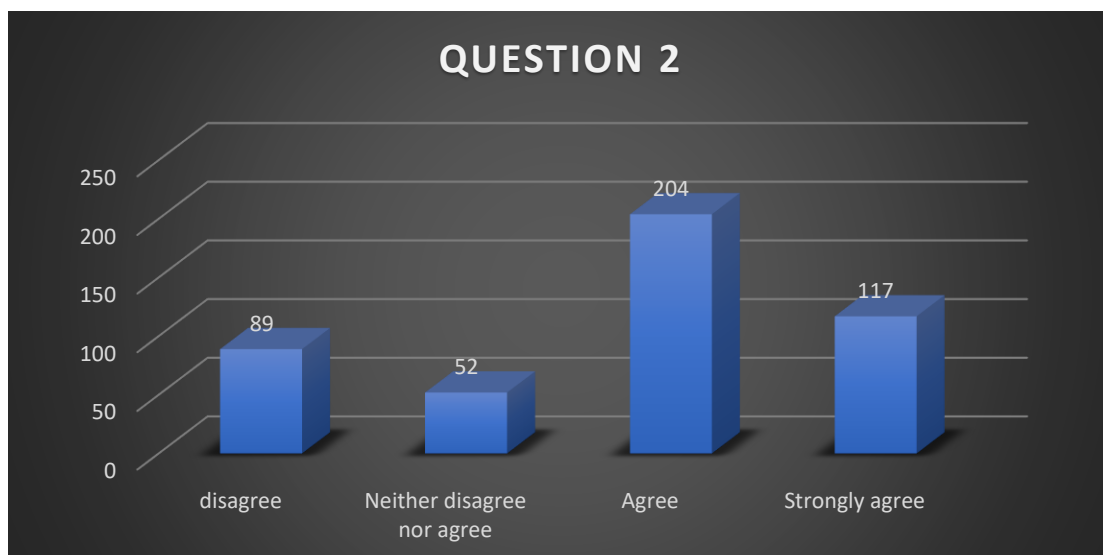
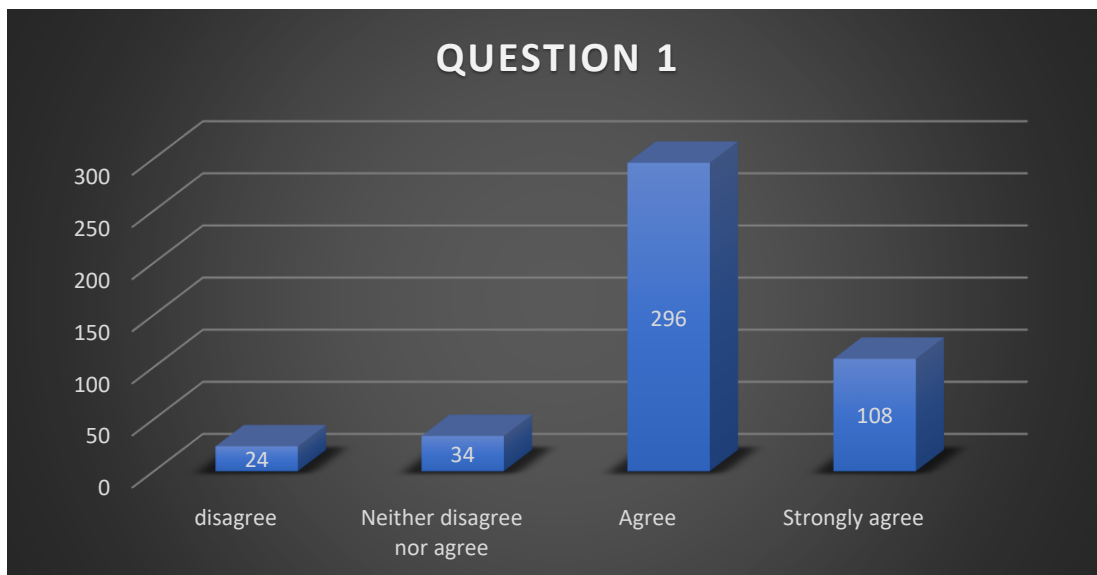
The data collected has been analyzed and the results are given below

Q.No	disagree	Neither disagree nor agree	Agree	Strongly agree
1	24	34	296	108
2	89	52	204	117
3	12	40	283	127
4	21	39	296	106
5	8	35	272	147

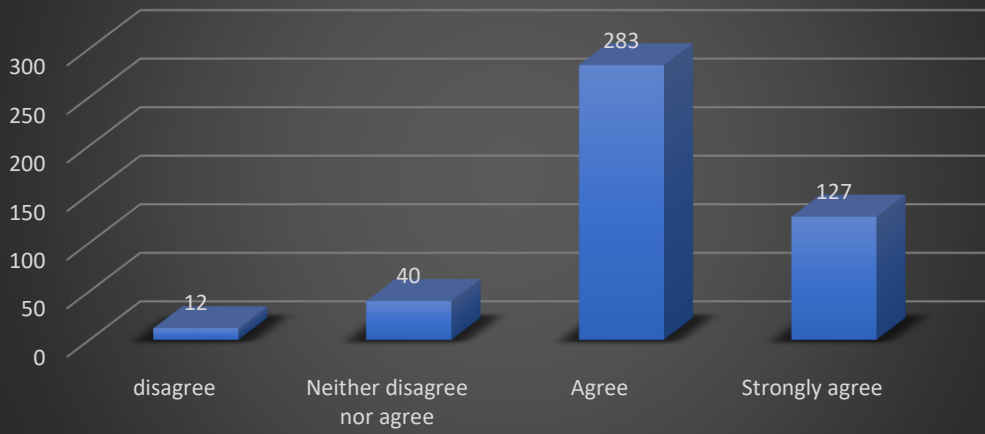


## Findings:

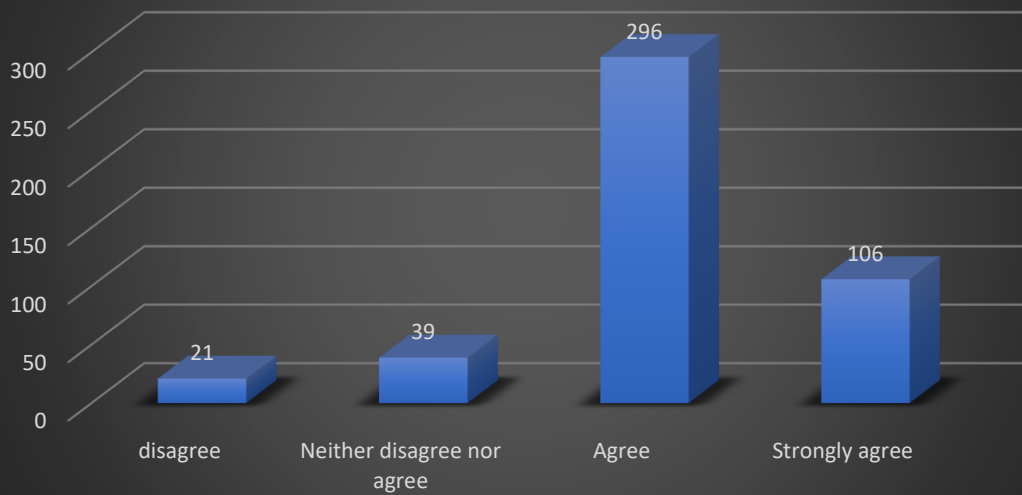
- 87.45% of the parents agreed that the class PTA functions very well in the college.
- 69.48% of the parents agreed that the events are communicated them in advance.
- 88.74% of the parents agreed that the college provided all the psychological support for reducing mental strain and stress involved in ‘Study from Home’.
- 87.01% of the parents agreed that grievance redressal mechanism in the college is effective.
- 90.69% of the parents agreed that they are satisfied with the overall performance of the college.



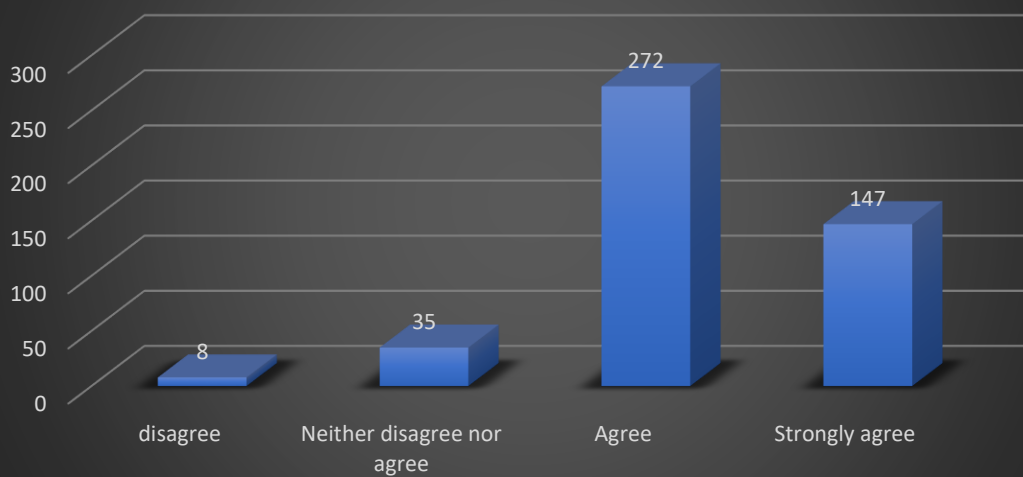
### QUESTION 3



### QUESTION 4



### QUESTION 5



## **FEEDBACK FROM TEACHERS**

The questionnaire used for teacher's feedback consists the following questions.

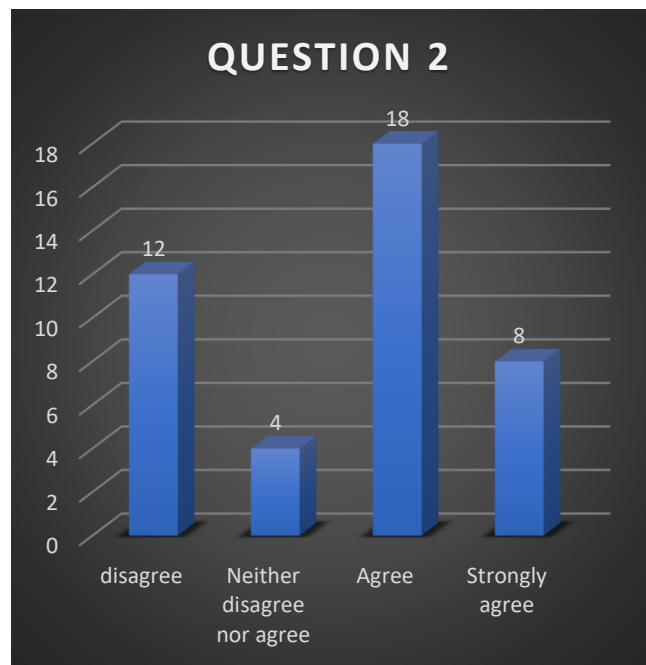
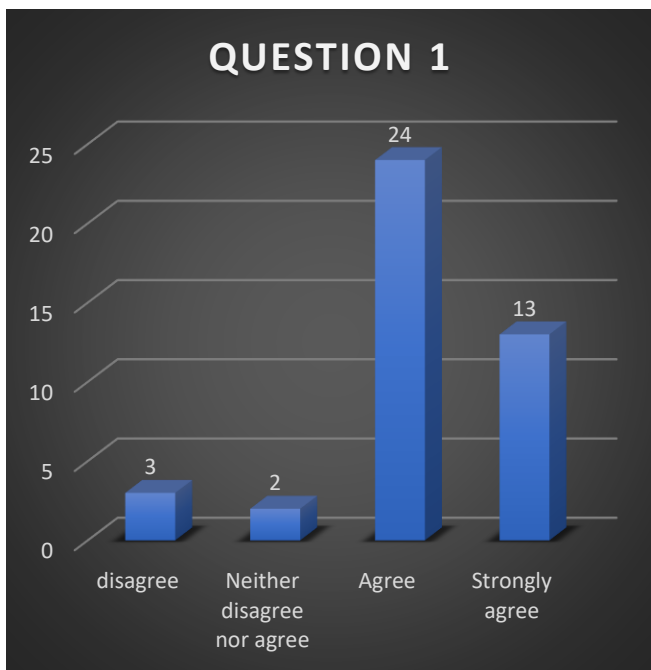
1	Current Syllabus is adequately covers basic Science/contemporary topics/ global issues/emerging global and national trends.
2	Sufficient reference material and books are available for the topics mentioned in the syllabus.
3	The curriculum is designed learner centric curriculum and suitable for employability.
4	You have complete freedom to adopt new techniques of teaching in your classes.
5	The administration is very friendly.
6	Learning atmosphere in the college is good.

Teachers' opinion on various questions are measured in a four-point scale (Disagree, Neither agree nor disagree, Agree and Strongly agree). 42 teachers participated in the survey. The data collected has been tabulated and the results are given below.

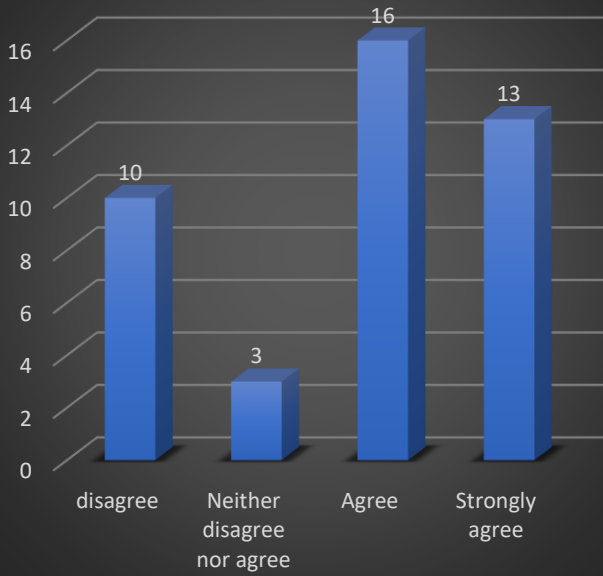
Q.No	disagree	Neither disagree nor agree	Agree	Strongly agree
1	3	2	24	13
2	12	4	18	8
3	10	3	16	13
4	1	3	21	17
5	2	3	23	14
6	1	2	18	21

## **Findings:**

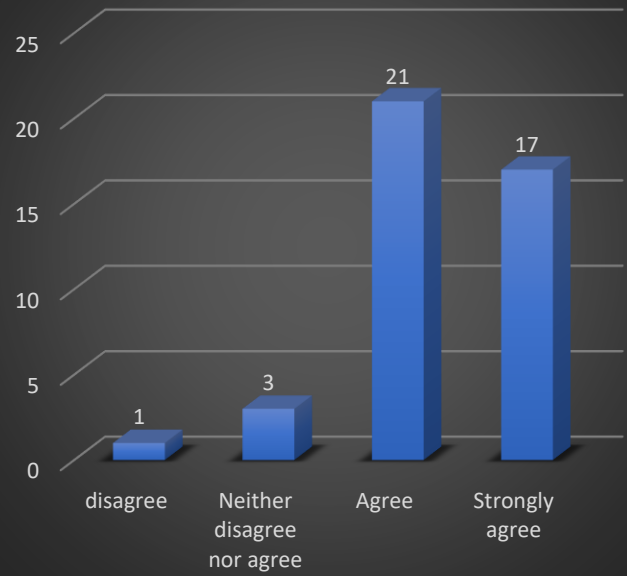
- 88.10% of teachers agree that the syllabus covers basic Science/contemporary topics/ global issues/emerging global and national trends.
- 61.90% of teachers agree that the reference books and material are available.
- 69.04% of teachers agree that the curriculum is learner centric and suitable for employability.
- 90.48% of teachers agree that teachers have complete freedom to adopt new techniques of teaching in the classes.
- 88.10% of teachers agree that the administration is very friendly.
- 92.86% of the teachers agree that learning atmosphere in the college is good.



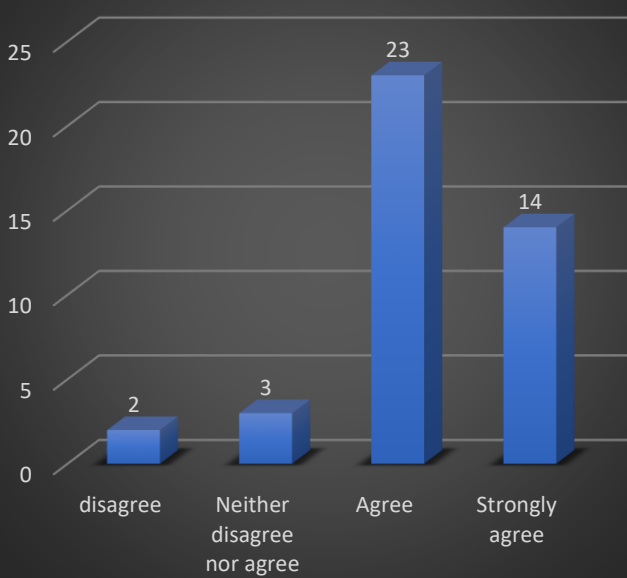
### QUESTION 3



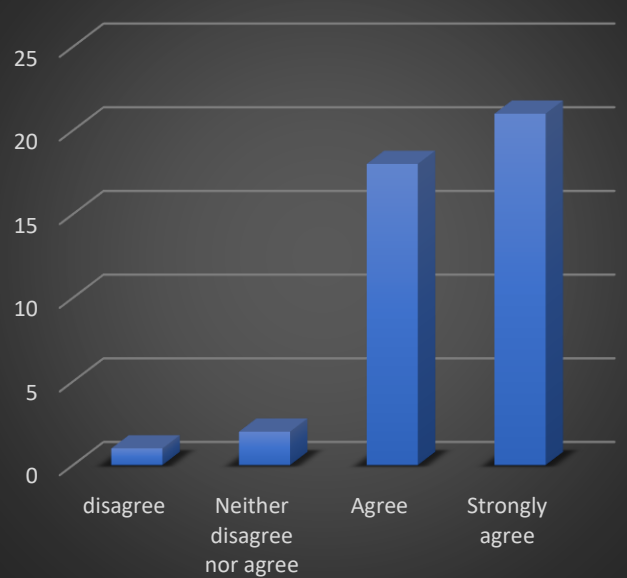
### QUESTION 4



### QUESTION 5



### QUESTION 6



## FEEDBACK FROM ALUMNI

Following questions are used to get feed back from the Alumni.

1	The Alumni association is very active in the college
2	Alumni association has a good rapport with teachers and students
3	Feel self-esteem as an alumnus of KMM Govt Women's college
4	Extracurricular activities in the college are very helpful for developing values of education and life skills of students.
5	Overall performance of the college is excellent

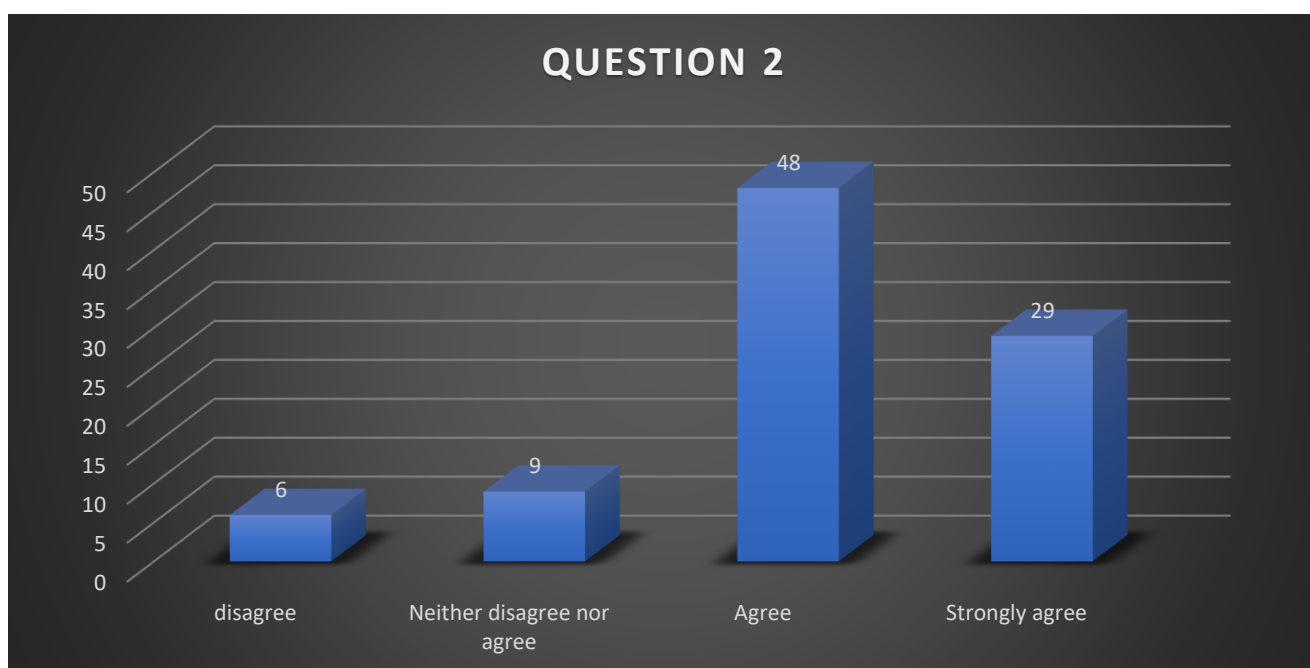
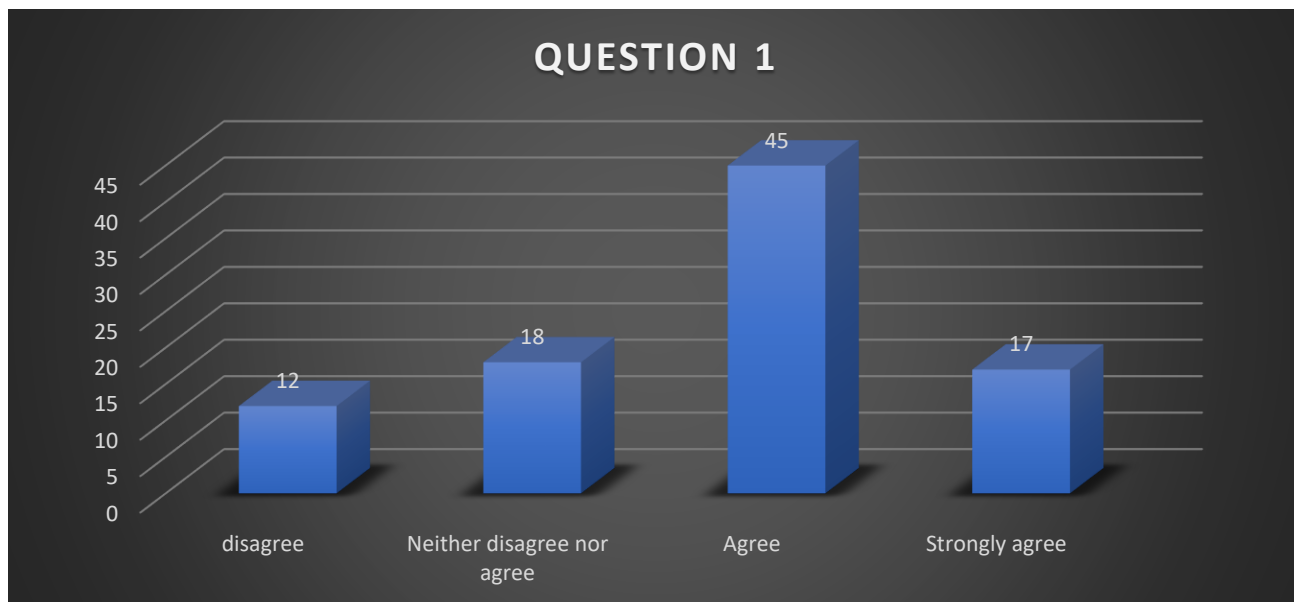
Opinion on various questions are measured in a four-point scale (Disagree, Neither agree nor disagree, Agree and Strongly agree). The questionnaire was distributed to teachers in the college. 92 members participated in the survey. The data collected has been tabulated and the results are given below.

Q.No	disagree	Neither disagree nor agree	Agree	Strongly agree
1	12	18	45	17
2	6	9	48	29
3	3	6	57	26
4	6	7	55	24
5	2	4	58	28

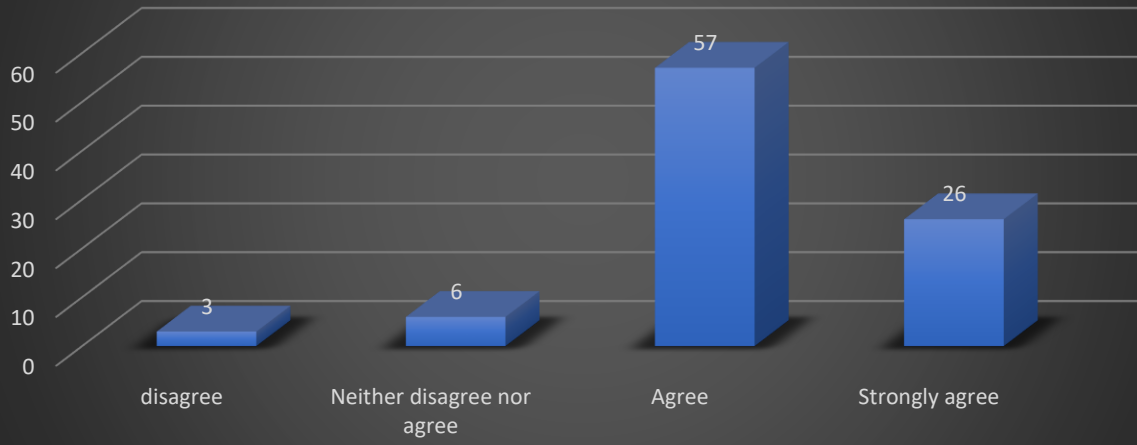
### **Findings :**

- 67.39% of the Alumni members agree that the Alumni of the college is very active.
- 83.70% of the Alumni members agree that Alumni association has a good rapport with teachers and students.
- 90.22% of the Alumni members agree that feel self-esteem as an alumnus of KMM Govt Women's college

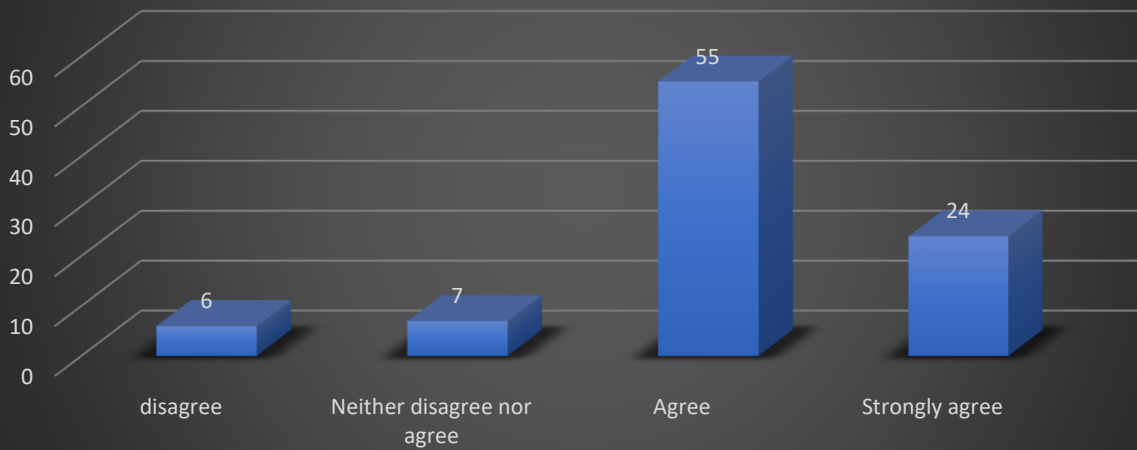
- 85.87% of the Alumni members agree that extracurricular activities in the college are very helpful for developing values of education and life skills of students.
- 93.48% of the Alumni members agree that over all performance of the college is excellent.



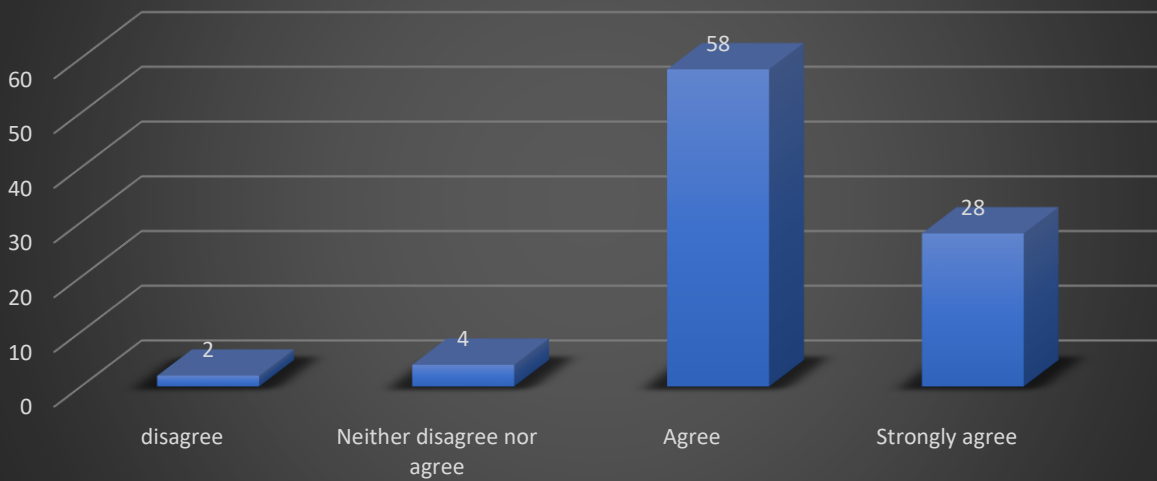
### QUESTION 3



### QUESTION 4



### QUESTION 5





## FEEDBACK FROM EMPLOYER

Following questions are used to get feed back from employer about the employees who were completed their UG/PG Programmes from this college. 24 employers participated in the survey.

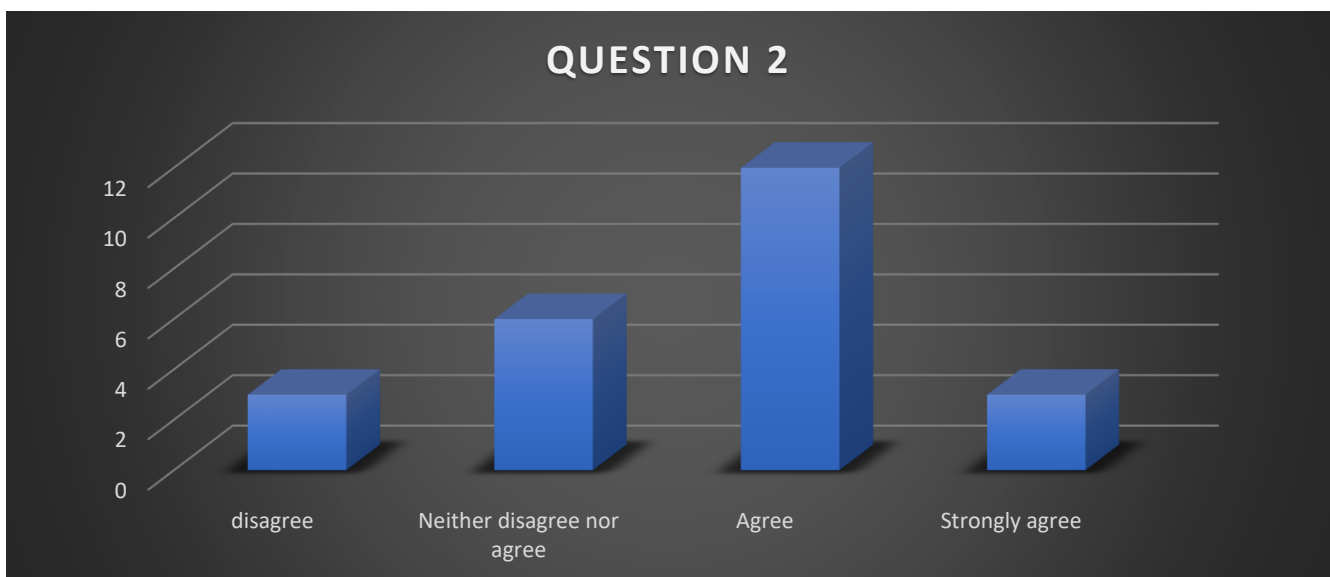
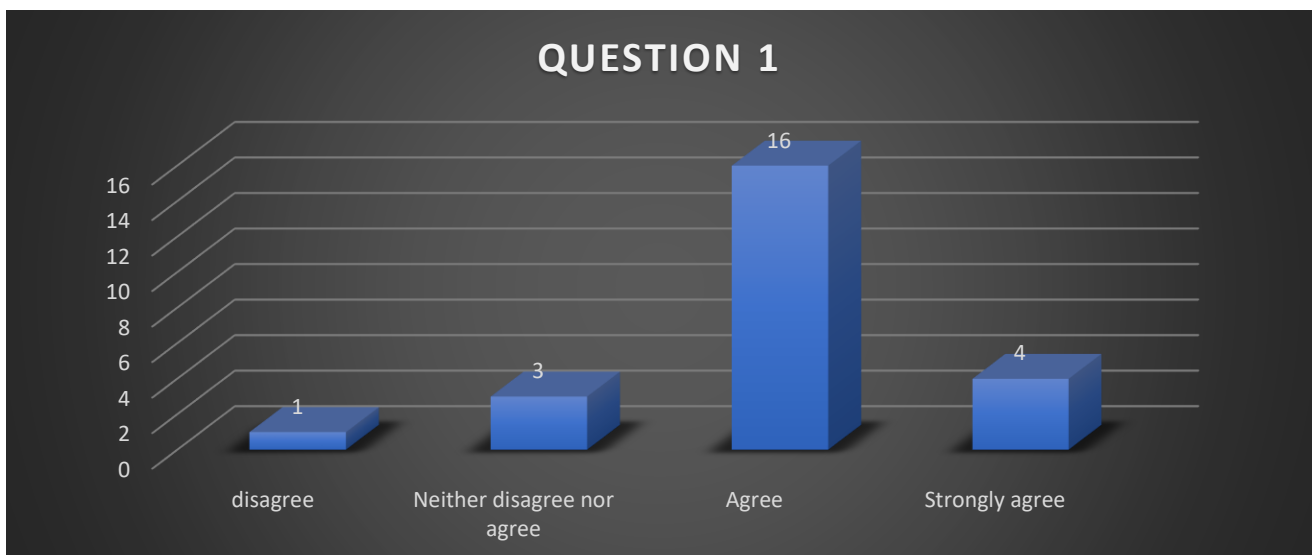
Question No	Question
1	The ability to contribute the goals of the organization is good
2	The leadership, team spirit and initiatives are good
3	The work place behavior is good
4	The problem-solving skill is good
5	The communication skill is good

Opinion on various questions is measured in a four-point scale (Strongly disagree, Disagree, Neither agree nor disagree, Agree and Strongly agree). The data collected has been tabulated and the results are given below.

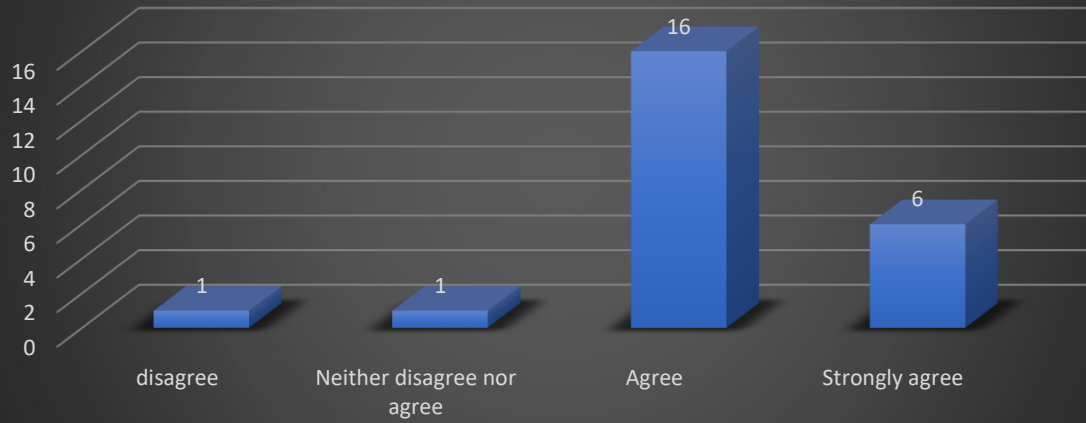
Q.No	disagree	Neither disagree nor agree	Agree	Strongly agree
1	1	3	16	4
2	3	6	12	3
3	1	1	16	6
4	2	2	16	4
5	5	3	13	3

## **Findings:**

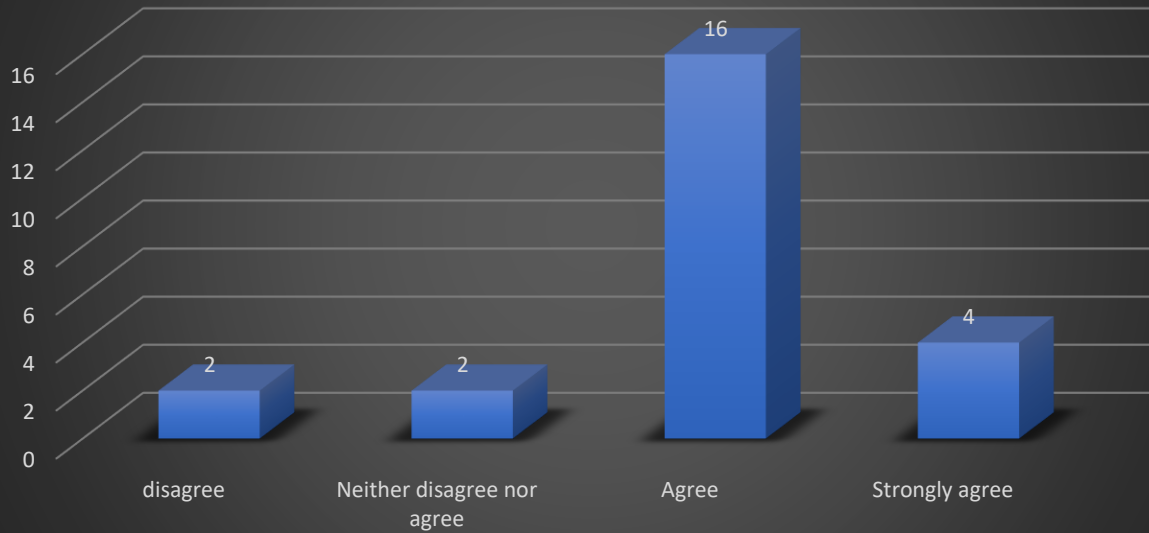
- 83.33% of the employer agree that the ability to contribute the goals of the organization is good.
- 62.50% of the employer agree that the leadership, team spirit and initiatives are good.
- 91.67% of the employer agree that the work place behaviour is good
- 83.33% of the employer agree that the problem-solving skill is good
- 66.67% of the employer agree that the communication skill is good



### QUESTION 3



### QUESTION 4



### QUESTION 5

